


k







10 7


10 15

1

(MLF)

4500

7500





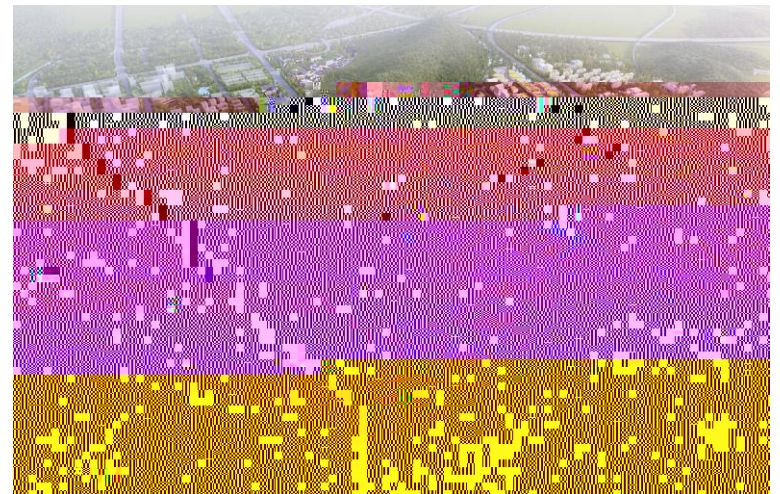
" "

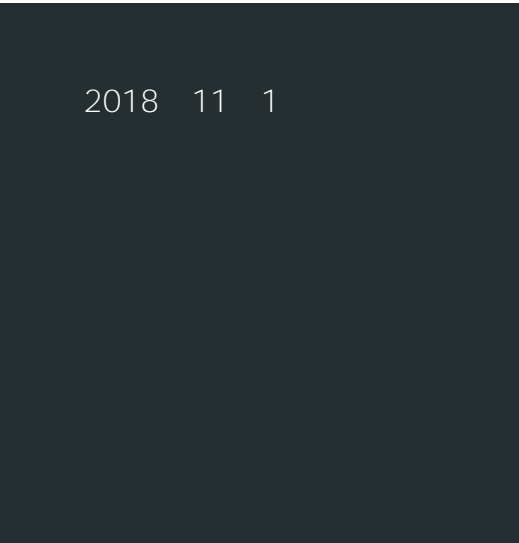
" "

100%

96

403








25



2018

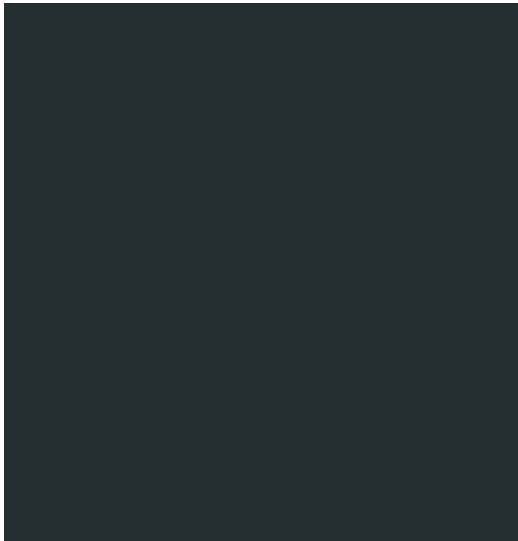






*



" i " bžt _







2018 8 27

"

"



2020

3.7

123

12

26

1

27

13

44

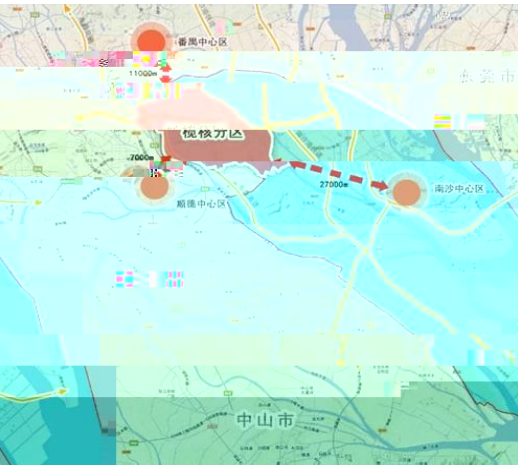



5000

3000

1

123





9 25 " " TED " " 2018
" TED " " AED

9 26 10 4 15 100






+ + 5

9 28 + +
10.56 100%

21651.85

5 T11-7/02 T11-
3/02 T11-8/02 T11-9/02 T12-
7/02
5 60



地块编号	土地用途	土地面积m ²	容积率	商业占比
T11-3/02	二类居住用地			



1-8 ,


8.4%

1-8

1.5%


30.8%

!





9 25



168

	7832.20
1	5681.38
2	826.26
3	24.33
4	121.84
5	8.86
6	1161.92

	5681.38
1	1243.28
2	1112.72
3	424.36
4	503.01
5	148.36
6	1320.00
7	149.13
8	310.20





" "



9 25 " "

" "

9 27

1-8

3.6



10

“ ”

B2B

5

“ ”



29

10

10


30

20

10

30

60





2018



9 21 2018

10 28

"

9

10

5 -7

9.9%

16.9


10.4%

10.5%

36.7% 21.3% 12.5%

30% 15%

20%





4

52.53

77.83

9 24

1051.36

52.53

21.6

16.33

19.55

18.86

4

" "

1940

13.5%

77.83

27.9%

33.49

21.5%


45.6

220%

10 5

12.8

54.22%







12

4S

9 29

-- LIVE.

+

112000


--

16000

¥ LIVE.



90



9 21

	18	92
4	8.3	7
48.2		4
	3	32.1
		"
"		

9 27

2018


1000

6

"

"

+





8700

G5013

50

"

G93

2020


"



29

2022

ppp



" "



9 29

9 29

12.5

...

i

!

~ ~



39

5

390.72

158.17

1.5

10.22

2

77.96

8.81

1.26



39

5

390.72

					()	()		()	(/)	(/)	()	
9-30	V V 1/03 1/03	V14- V14-			10.54	158.17		7.56	478	3260	23.20	2.20
9-30	C	C43-1/02			6.26	93.85		4.23	451	4507	9.39	1.50
9-30	W W03-6/02 2/02	W W04-	K		6.81	102.19		5.14	503	5034	10.22	1.50
9-26												



G G13-8/03

2018-09-26

1.01

15.10

4.03

4

100%


1.53

3790 /

1011 /

3052

10 16







158.17



V V14-1/03

2018-09-30

10.54

158.17

23.20

2.20


10%

7.56

3260 /

478 /

10 22





1.5

C C43-1/02

2018-09-30

6.26

93.85

9.39

1.5

10%

4.23

4507 /

451 /

8460

10 22







8.81



Q QF3-6-3-2/05 QF3-4-1/06

4.36

65.40

11.5

2.64

20 %


8.81

7658 /

1347 /

8.81

7658 /





E E4-8-1/02

0.84

12.56

2.1

2.50

10 %

1.26

6003 /

1001 /

1.26

6003 /





2018

592.87

158.89

10.74

2743.78

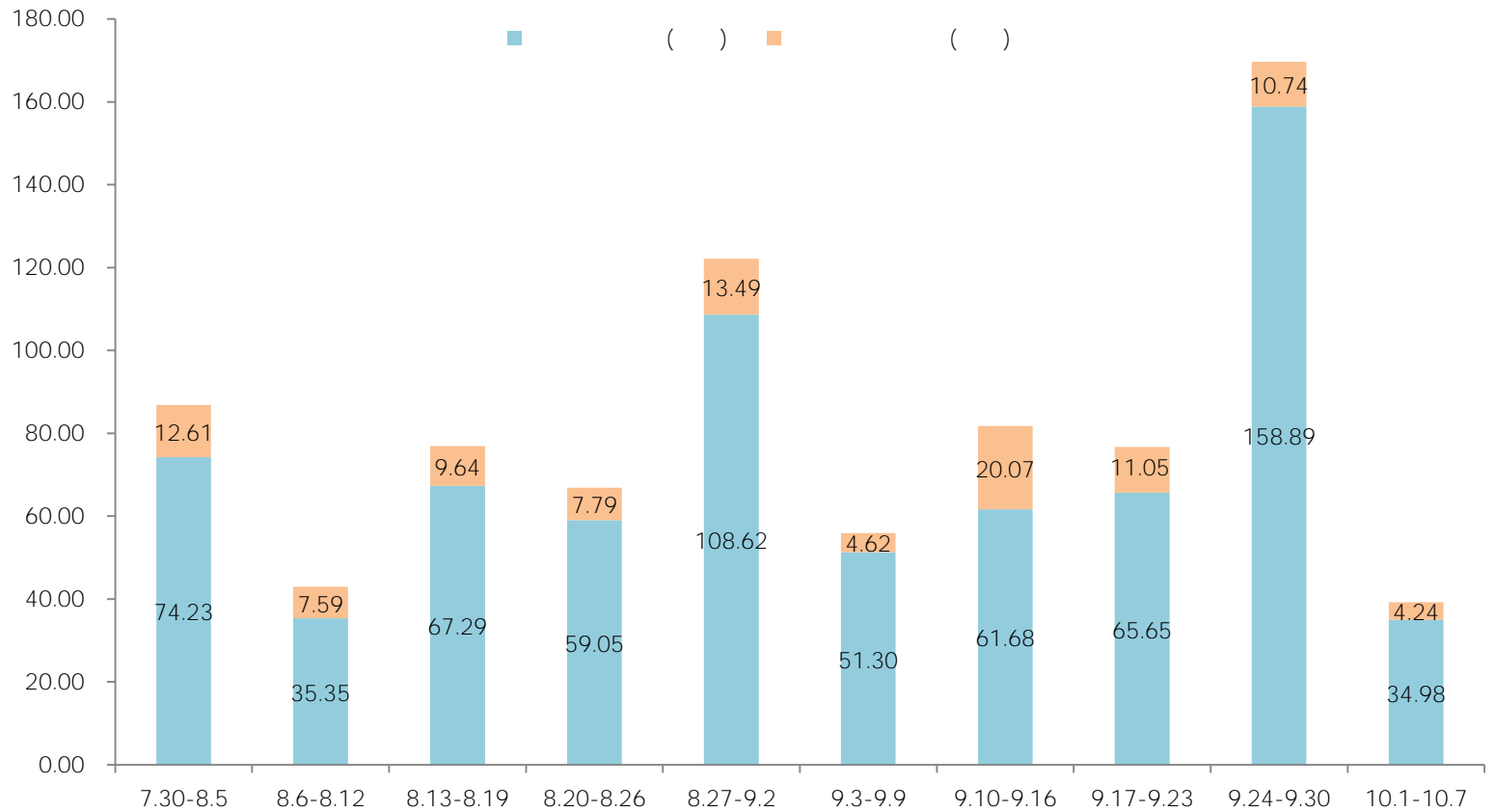
34.98

4.24

77.98%

60.56%

2150.91







39

57.73

40

49.12

14.91%

39 4.46

2.87

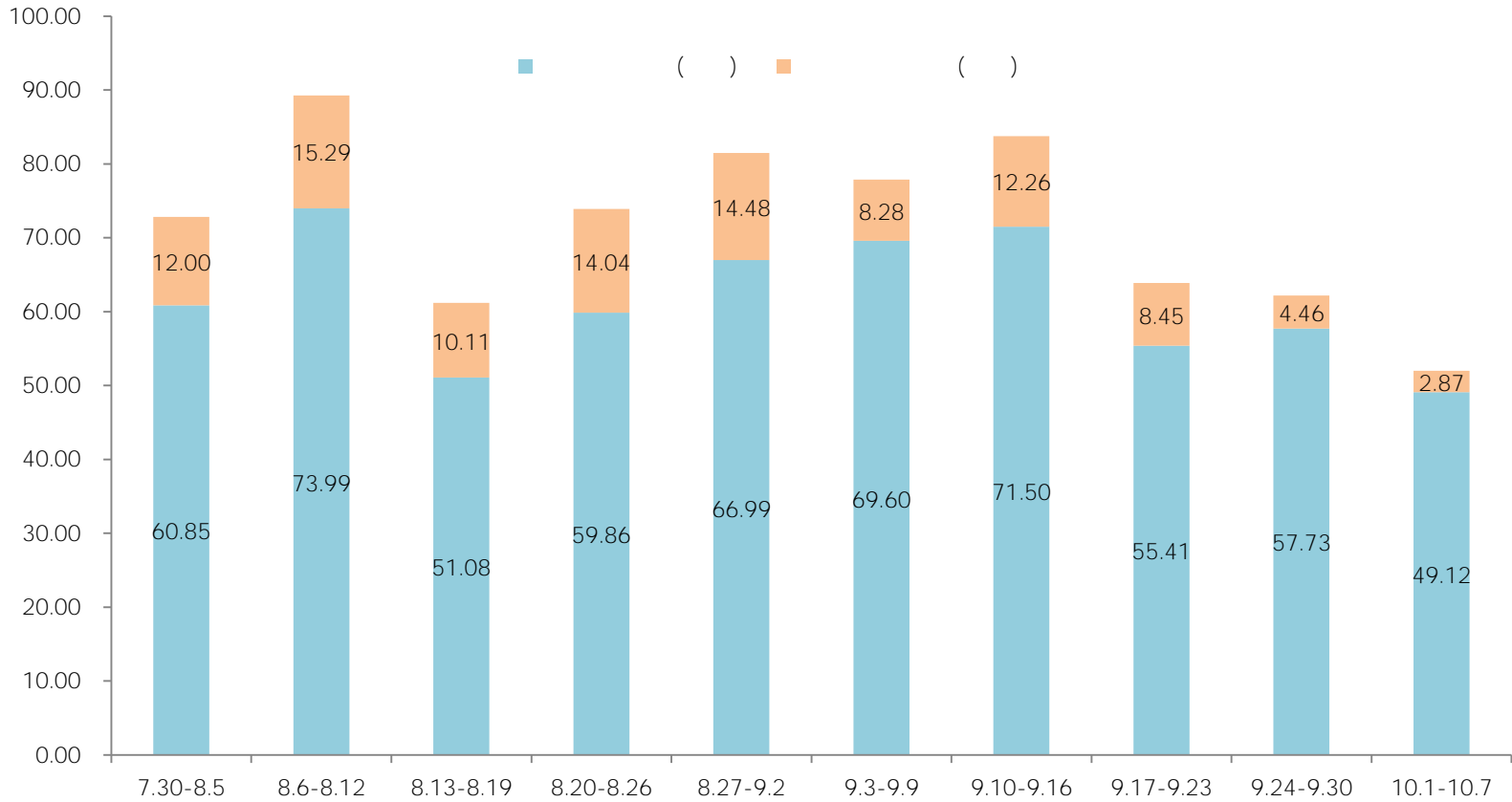
35.71%

2018

2750.10

2201.27

548.84







			()	(/)
1		1291	13.80	9107
2		214	2.30	10828
3		216	2.25	8508
4		205	2.20	9420
5		163	2.11	10531
6		153	1.65	11709
7		170	1.61	11088
8		151	1.46	8176
9		164	1.39	10055
10		127	1.23	8723
11		135	1.21	9675
12	17	77	1.10	12493
13		74	1.10	13033
14		82	1.02	12107
15		96	1.01	10569



			()	(/)
1		342	3.57	11145
2		204	2.31	8826
3		218	2.23	12485
4		232	2.04	8719
5		209	1.99	13497
6		190	1.93	8140
7		195	1.74	8253
8		115	1.67	13153
9		152	1.53	11117
10		121	1.38	10872
11		142	1.34	8148
12		99	1.27	10110
13		91	1.15	13164
14		133	1.14	11149
15		93	1.01	9330



40

11253 /

4.83%

5





40

12465 /

39

2.25% 5

3.80%

39

18

8686 /

40

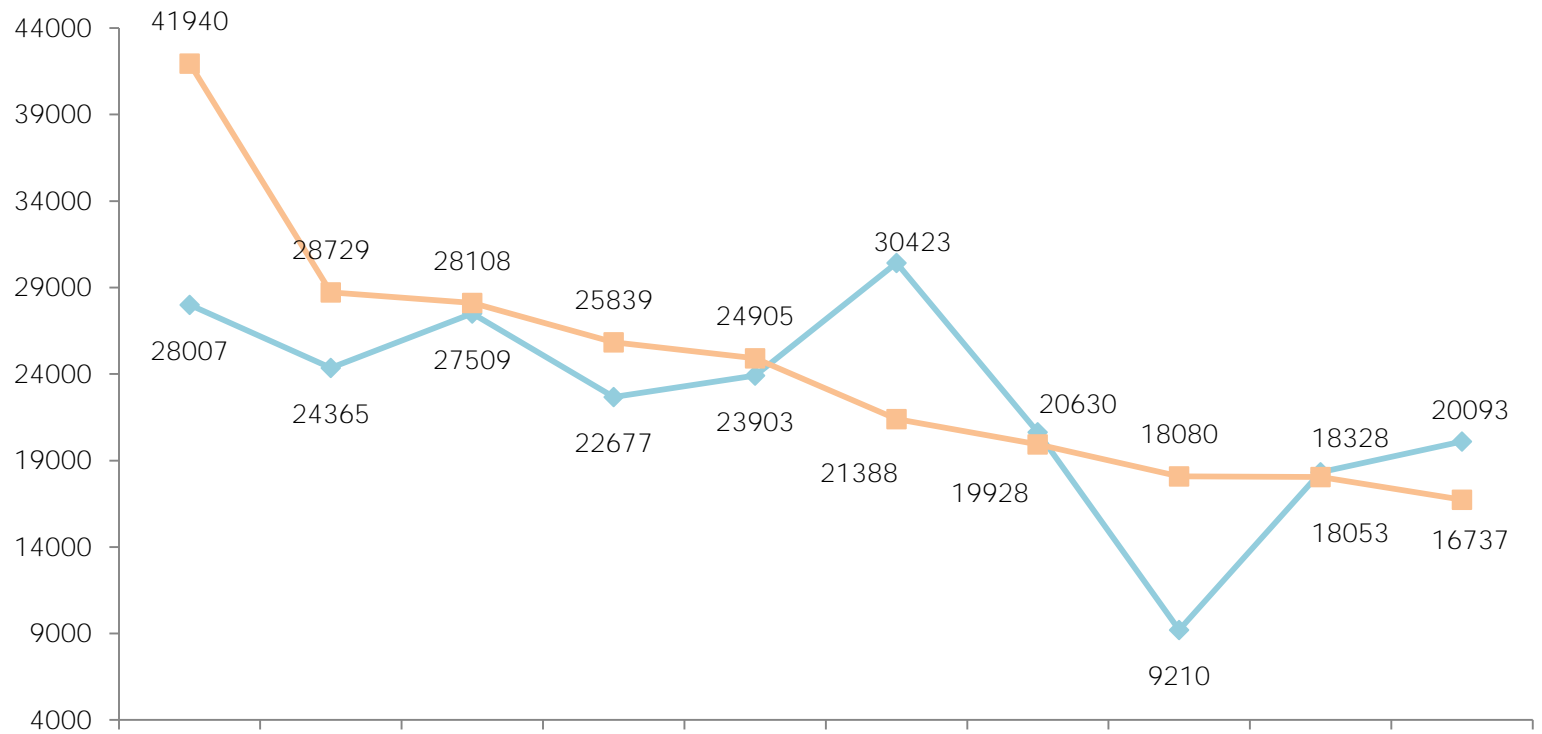
10


9016 /

b



23859 / 2.53% 5
96.31% 39
8875 / 20 40 37388 / 3 41677
/ 2 37421 / 1
29.70% 39 24268 / 4
44767 / 1 40 2 21388 /





39

72.92%

20

4494

3277

1

256

77

30.08%





39

20

4494

3277

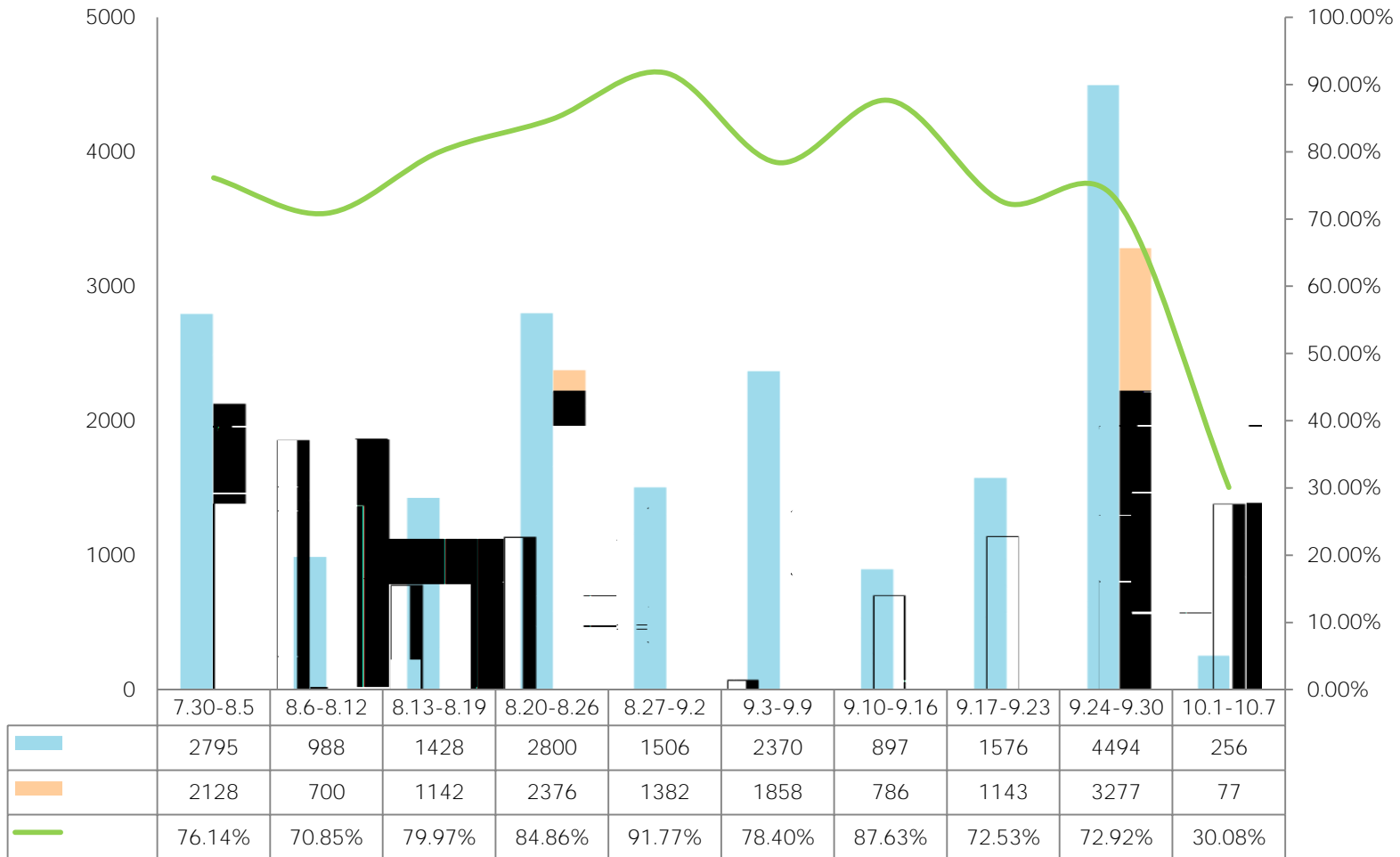
72.92%

1

256

77

30.08%





							%			/	/



