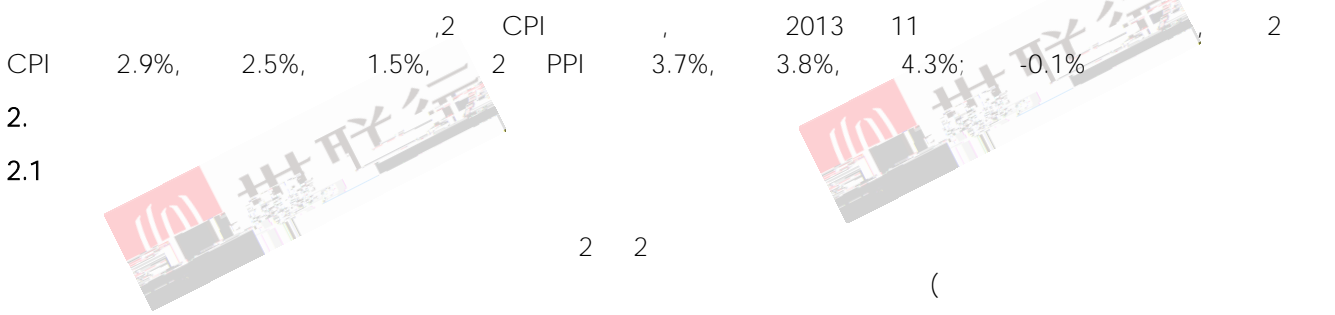


1.






2.

2.1



1



1.

1.1

2

2

4.27


6


46.76

4

42.5

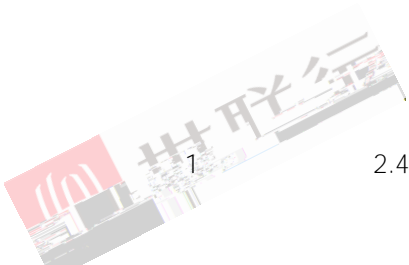
2018 2





2

8.78



25653.9551

3688.5563

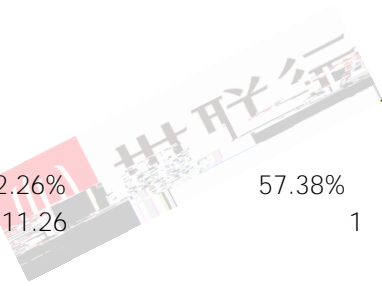
2.48

2

222.26%
11.26



57.38%

1



()

2





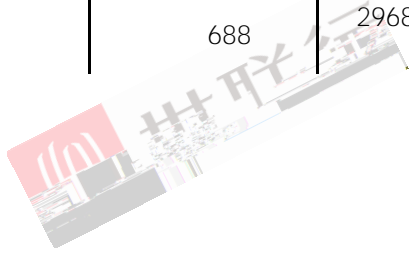
2018 2 18 63.24 24.56%
 103.60% 49.35 26.27% 80.50% 13.89
 165.64% 273.39%
 2 22.85 36%
 13.94 14.66 22%
 8.68 23% 3.07 0.4%
 13% 0.026
 0.04%







2018 2



2018-02-09			9			2044.49			
2018/02/08			109	96129.71					
2018/02/11			16	4316.7					



2018/02/06			10	105013.99				
2018/02/02			688	29688				
2018/02/09								







“”



served




2018 2

			/	%
	452	4.68	7386	-6.85 %
	913	10.02	8299	-1.13%
	456	5.35	11130	4.82%

450














17.2-18.2

				/
201702	234	13226	262259841	19829








3.6


2018 2 20 15.00% 4.55% 0.43
 6.95% 34.76% 8.2 17606 /



201705

17.2-18.2

				/
201702	22	7158	113354897	15836
201703	18	6479	118068497	18223
201704	29	9998	144916789	14495
201705	60	17908	190174851	10619







2

4

2018 2

TOP4

			2	2	2	/
1			12	1889	35545915	18820
2			5	836	941(/)JT4 4	



1993
2009 12 28
20
600

2007
A
15000
2
2013 600





